



Horizontal Gel Units

BENEFITS INCLUDE

- **Cooled base** - covering the entire 25 x 30cm gel tray - allows separations to be performed faster and at higher voltage, without loss of resolution
- **Cooling ports** - connect the cooled base either to the laboratory water supply or the optional JULABO chiller (Page 92) for enhanced cooling
- **Twelve comb slots** - at 2cm intervals along the tray for rapid, high throughput separation of a maximum 624 samples
- **Multi-channel pipette compatible combs** - with a maximum 52-sample throughput - allow samples to be loaded quickly and easily from 96 and 384-well thermal cyclers
- **Combs** - colour-coded and height-adjustable - offer complete control over loading volume and well depth
- **Buffer recirculation ports** - may be connected to a peristaltic pump for buffer recirculation during electrophoresis to maintain buffer pH and prevent ionic gradient formation
- **Coloured loading strips** - for easy well detection when loading
- **UV-transparent acrylic casting tray** - allows the user to handle the gel on the transilluminator with minimum risk of exposure to hazardous ethidium bromide
- **Side handles** - for safe and easy transportation around the laboratory



CHU25 Maxi-Plus Cooled Horizontal

The CHU25 maxi-plus cooled horizontal gel electrophoresis unit allows high throughput screening of nucleic acids to be performed quickly at high voltage without compromising resolution.

CHU25 CASTING OPTIONS

HU25-CG - casting gates with integral silicone seals effectively seal the tray without the need for tape, provided the silicone gasket faces outwards as shown



HU25-SS - 25cm long Scie-Plas Super-Seals offer total versatility in casting, allowing the gel length to be tailored to each user's personal requirements




CASTING TIP Regardless of the casting method, ensure leak-free casting by lining the casting unit with agarose and allowing it to set before pouring the remainder of the hand-hot agarose mixture i.e. at approx. 50°C





TECHNICAL TIP | Separation Performance: Gel concentration, running buffer, voltage, temperature, nucleic acid conformation and the presence of ethidium bromide all affect separation results. To establish the progress of double stranded DNA, ethidium bromide (0.5µg/ml) is often added to the running buffer. The dye's fluorescent properties allow the bands to be visualised under a UV lamp. However, ethidium bromide may slow down the DNA migration rate by approx. 15%. As an alternative, after electrophoresis, the gel may be stained in an ethidium bromide solution (0.5µg/ml H₂O) for 15 to 60 minutes and then viewed or photographed on a UV transilluminator. Note: The staining time should be minimised to prevent small nucleic acid fragments from diffusing out of the gel. Background fluorescence of unbound ethidium bromide can be minimised through destaining by soaking the gel for 5 minutes in 0.01M MgCl₂, or for 30 minutes in de-ionised water.

Replacement parts and accessories



ORDERING INFORMATION

Complete System

Maxi-plus cooled horizontal gel unit with removable casting tray, including casting gates with integral silicone seals, 6 x 1mm thick, 26-sample combs, coloured loading strips and buffer recirculation ports

Part No.

CHU25

Replacement Parts & Accessories

1 x gel casting tray, 25 x 30cm, including casting gates with integral silicone seals

HU25-UT

2 x buffer recirculation ports

HU-BRP

2 x casting gates with integral silicone seals

HU25-CG

1 x silicone gasket, 1 metre

HU-SG

2 x Scie-Plas Super-Seals

HU25-SS

36 x coloured loading strips

HU25-CS

1 x gel scoop

HU25-GS

2 x 0.2mm thick, platinum electrode wire

PT-0.2

2 x 1 metre power leads with shrouded

4mm power output connectors

CABLE-4

CHU25 Combs

Part No.	Thickness (mm)	Sample Throughput	Tooth Width (mm)	Max. Spacing (mm)	Sample Volume in a 5mm Deep Well (µl)
*HU25-C1-26MC	1	26	7	2	30
*HU25-C1-52MC	1	52	3	1.5	13
+HU25-C1-26/52MC	1	26/52	5/2.5	4/2	22/11
*HU25-C1.5-26MC	1.5	26	7	2	45
*HU25-C1.5-52MC	1.5	52	3	1.5	20
+HU25-C1.5-26/52MC	1.5	26/52	5/2.5	4/2	32/16.5
*HU25-C2-26MC	2	26	7	2	60
*HU25-C2-52MC	2	52	3	1.5	25
+HU25-C2-26/52MC	2	26/52	5/2.5	4/2	43/21

*Multi-channel pipette compatible

+Reversible and multi-channel pipette compatible

TECHNICAL SPECIFICATION

Unit Dimensions (W x L x H)	33 x 56 x 9cm
Gel Size (W x L)	25 x 30cm
Buffer Volume	3000mL
Buffer Recirculation Ports	2
Maximum Sample Capacity	624
Combs	6
Comb Thickness	1, 1.5 or 2mm
Comb Throughput	26 to 52 samples
Comb Slots	12
Cooling Ports	2
Migration Distance	2cm
Between Comb Slots	
Recommended Running Voltage	150 to 250V
Power Output Connectors (diameter)	Shrouded, 4mm
Recommended Power Supplies	Consort EV243

DO YOU NEED...?

A UV STERILISATION CABINET	SEE PAGE 110
A THERMAL CYCLER	SEE PAGE 111
A RECIRCULATING CHILLER	SEE PAGE 92
A BUFFER RECIRCULATION PUMP	SEE PAGE 41
A GEL DOCUMENTATION SYSTEM	SEE PAGE 108